



Creative Pools and Leisure – Pool Liner Order Form

CREATIVE POOLS
& LEISURE LTD

Name _____

Address _____

Postcode _____

Ph No. _____

Email _____

1. Liner Pattern Choice:

Tile band

Wall

Floor

2. Corners Style:

Square

Mitre X =

Radius



3. Is There a Wall to Floor Radius?

No

Yes

7. Pool Dimensions (Imperial)

A	Length	
B	Width	
C	Min Depth	
D	Max Depth	
E	Back Batter	
F	Deep End Floor/Slope	
G	Floor Slope	
H	Shallow end breakover	
J	Batter sides	
K	Batter Centre	

4. Fixing Type

Beaded

Overlap

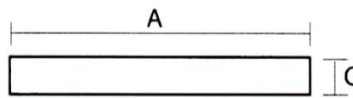
5. Service Level

Gold

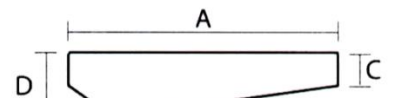
Platinum

6. Pool Type

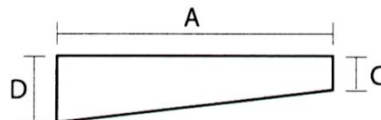
Level Bottom



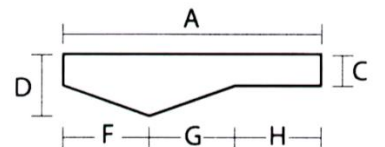
Wedge



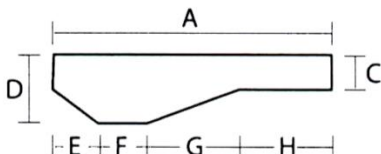
Constant Slope



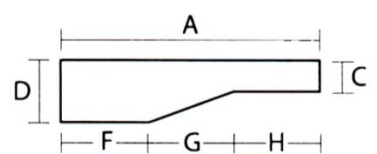
Special Slope 1



Hopper



Special Slope 2



- Please make sure you have completed all sections of the form.
- Please make sure your contact details are correct.
- Please return this form via email to: info@creativepoolsandleisure.co.uk

Gold Service: - The customer does a self-measure of their pool. The customer is responsible for organising the pool liner installation. Creative Pools Orders the pool liner only.

Platinum Service: - The customer does a self-measure of their pool. Creative Pools and Leisure are responsible for organising the pool liner installation. Creative Pools Orders and installs the pool liner.